

冷間・温間 对比実験

对比材 鋼種	SUS304
	SUS430
板厚	t0.5
型形状	パンチ: $\phi 39.75 \times RP5mm$
	ダイス: $\phi 41.00 \times RD3mm$
加工速度	50mm/min
型温度	冷間: 常温
	温間: 70°C



材質 素材寸法

冷間

温間



SUS304

$\phi 90$





SUS304

80 × 80





SUS304

90 × 90





SUS430

$\phi 90$



SUS430

90 × 90



SUS430

100 × 100

